

3rd April, 2017

To

Regional Director
Ministry of Environment & Forests
Regional Office, (WZ),
E-5, Kendriya Paryavaran Bhawan
E-5, Arera Colony, Link Road -3,
Ravishankar Nagar,
Bhopal (M.P)-462016

Sub: Six Monthly Stack and Ambient Air monitoring Report.

Ref : Letter No.F. NO. J.11011/1001/2007-I A II (I) dtd.01-05-2008.

Dear Sir,

We are herewith submitting the Six Monthly test report of Stack and Ambient air quality for the month from **October, 2016 to March, 2017** as annexure 1 & 2.

Thanking You

Yours Faithfully


Niraj Shrivastava (Unit Head)
Authorized Signatory

For Bhilai Jaypee Grinding Plant, Bhilai
(A Unit of Bhilai Jaypee Cement Limited)



CC The Zonal Officer,
Central Pollution Control Board,
Sahakar Bhawan, III Floor
North TT Nagar
BHOPAL-462003

- For kind information pl.

CC Regional Officer,
Regional Office,
C.E. Conservation Board
Bhilai, Durg (CG)

- For kind information pl.



O/c




Bhilai Jaypee Grinding Plant, Bhilai
(A Unit of Bhilai Jaypee Cement Limited)

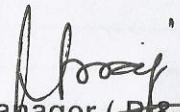
STACK MONITORING RESULTS FOR THE PERIOD FROM (OCTOBER,16 to MARCH,2017).

Annexure-1

Month	Characteristics	Unit	Limit	Stack of bag house Cement mill No.-1 & 2	Packer No.1		Packer No.2	
					Stack of packing plant bag filter No-1	Stack of packing plant bag filter No-2	Stack of packing plant bag filter No.-3	Stack of packing plant bag filter No-4
Oct. 16	Particulate Matter	Mg/Nm ³	50	23.3	16.4	16.1	Plant Stopped	Plant Stopped
Nov. 16	-	-	-	23.9	18.4	18.7	Plant Stopped	Plant Stopped
Dec. 16	-	-	-	Plant Stopped	16.8	14.6	Plant Stopped	Plant Stopped
Jan. 17	-	-	-	25.6	18.5	17.6	Plant stopped	Plant stopped
Feb. 17	-	-	-	23.5	16.7	17.2	Plant stopped	Plant stopped
Mar. 17	-	-	-	24.8	16.8	16.1	Plant stopped	Plant stopped
	MINIMUM			23.3	16.4	14.6		
	MAXIMUM			25.6	18.5	18.7		
	AVERAGE			24.2	17.3	16.7		

*Note – Mill was shut for whole month


Sr. Officer (Environment)


Sr. Manager (P&QC)

BHILAI JAYPEE GRINDING PLANT

Annexure-2

BHILAI, DURG. (C.G.)

AMBIENT AIR QUALITY MONITORING RESULTS FOR THE PERIOD FROM OCTOBER-2015 TO MARCH-2017

Month	Particulars	SO ₂	NO _X	PM 2.5	PM- 10	SPM	Remarks
	Sampling Location	($\mu\text{g}/\text{M}^3$)	($\mu\text{g}/\text{M}^3$)	($\mu\text{g}/\text{M}^3$)	($\mu\text{g}/\text{M}^3$)	($\mu\text{g}/\text{M}^3$)	
Oct.2016	Switch Yard	6.4	21.2	20.2	59.8	202	
	Coal Yard	6.6	23.1	24.5	61.3	208	
	Wagon Tippler	6.8	24.7	22.4	59.8	223	
	Auto Work Shop	6.7	24.0	20.4	57.9	193	
Nov.2016	Switch Yard	6.6	22.4	25.7	58.3	197	
	Coal Yard	6.5	23.4	27.2	63.7	228	
	Wagon Tippler	7.0	24.7	31.6	71.1	255	
	Auto Work Shop	6.7	23.9	23.9	59.7	203	
Dec.2016	Switch Yard	6.7	22.7	24.0	65.1	220	
	Coal Yard	6.9	23.6	23.6	63.9	233	
	Wagon Tippler	7.3	26.3	27.5	70.3	252	
	Auto Work Shop	6.6	23.9	21.4	58.0	185	
Jan.2017	Switch Yard	6.5	22.2	24.0	62.4	214	
	Coal Yard	7.0	23.4	25.4	66.5	234	
	Wagon Tippler	7.3	26.3	31.1	69.6	278	
	Auto Work Shop	6.8	23.7	23.6	62.0	204	
Feb.2017	Switch Yard	6.6	23.7	26.0	55.6	195	
	Coal Yard	6.8	23.1	21.4	64.2	238	
	Wagon Tippler	7.0	24.8	29.1	70.7	271	
	Auto Work Shop	6.4	24.3	19.3	55.5	208	
March.2017	Switch Yard	6.5	23.3	24.2	56.0	194	
	Coal Yard	6.8	25.5	25.8	62.1	229	
	Wagon Tippler	6.8	25.1	28.0	62.6	240	
	Auto Work Shop	6.6	23.4	24.5	53.1	189	

Note: All values are Average value of the month

Sr. Officer (Environment)

Sr. Manager (P & QC)